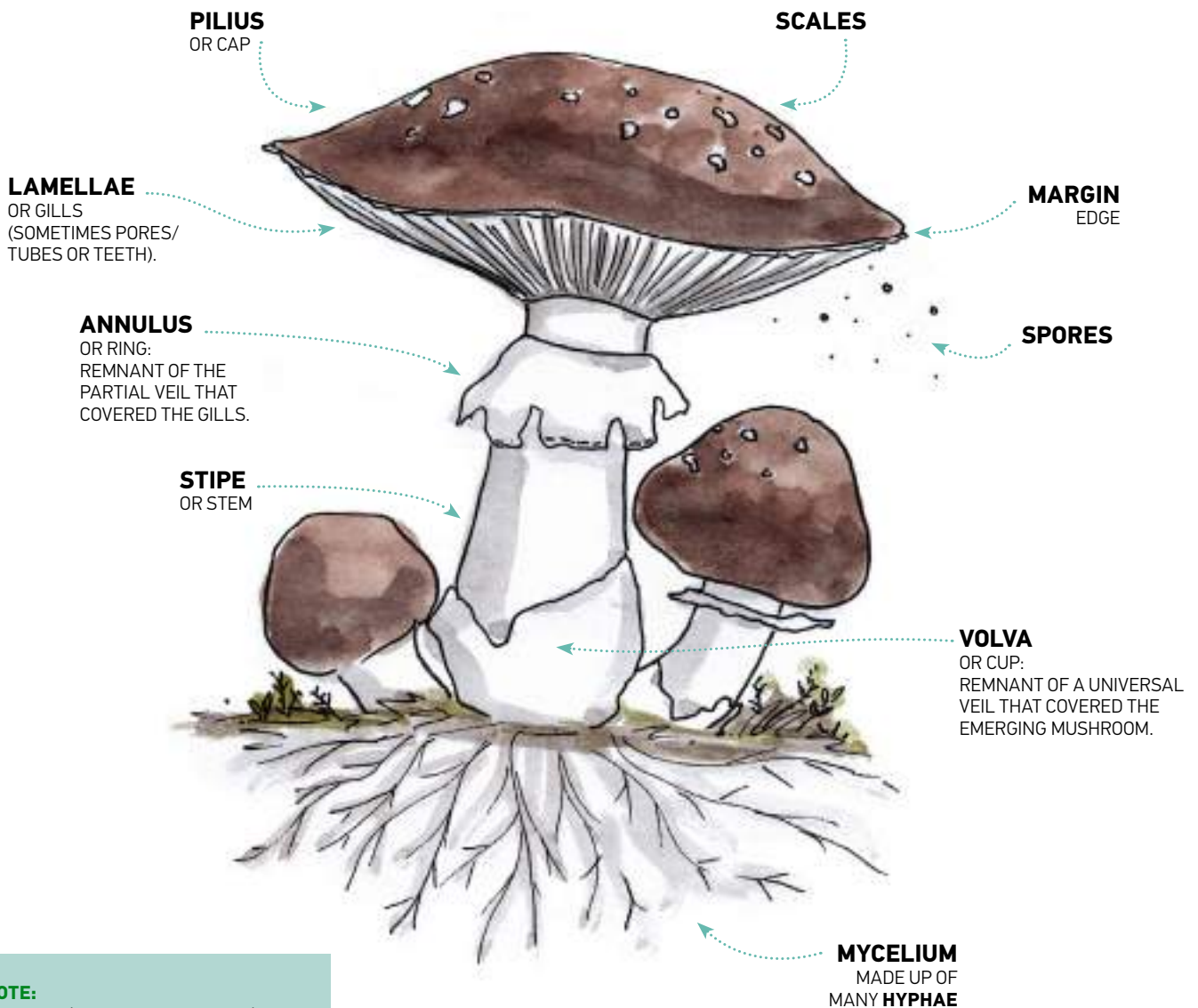


ANATOMY OF A MUSHROOM



NOTE:

These are the common anatomical features of mushrooms, but please note: not *all* mushrooms have *all* these features.

Milkwood

MUSHROOM CAP TYPES



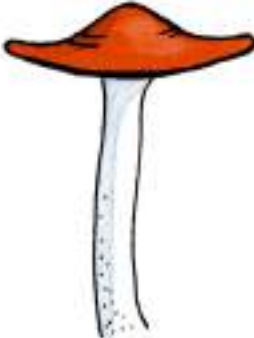
CYLINDRICAL



CONICAL



BELL



UMBONATE



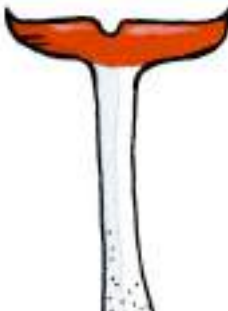
CONVEX



PLANE



UPLIFTED



UMBILICATE



DEPRESSED



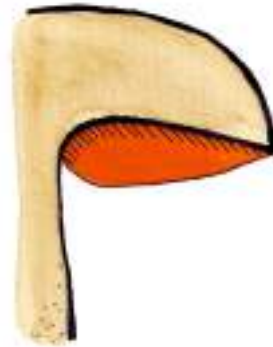
FUNNEL



COMMON MUSHROOM GILL ATTACHMENTS



FREE
NOT ATTACHED



ADNEXED
NARROWLY ATTACHED



SINUATE
NOTCHED



ADNATE
BROADLY ATTACHED



DECURRENT
RUNNING DOWN STALK

SPORE DISPERSAL STRUCTURES



PORES OR TUBES ON A BIRCH BOLETE



TEETH ON A LION'S MANE



GILLS ON A SAFFRON MILKCAP